



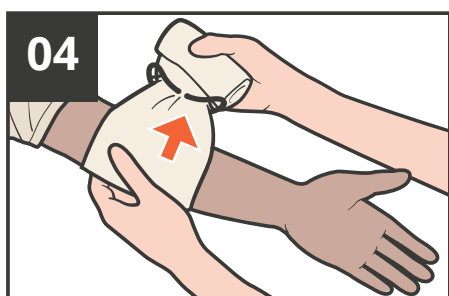
**01**  
**REMOVE** the bandage from the pouch and packaging



**02**  
**PLACE** the pad directly on the wound and maintain pressure



**03**  
**WRAP** the elastic bandage around injured extremity and maintain pressure



**04**  
**INSERT** the elastic bandage into the pressure bar



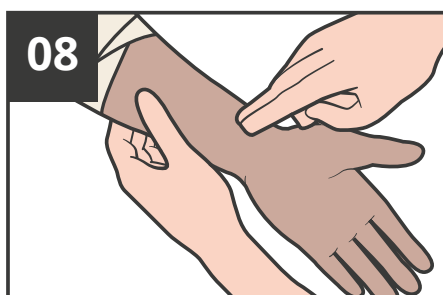
**05**  
**REVERSE WRAP** the elastic bandage back over the top of the pressure bar



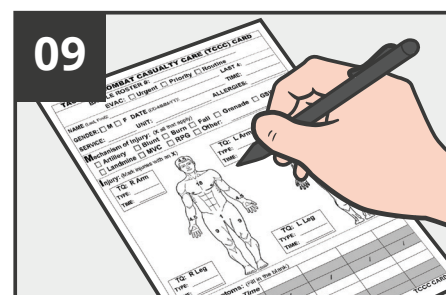
**06**  
**WRAP** bandage tightly over the pressure bar until pad edges are covered



**07**  
**SECURE** the hooking end of the pressure bar into the elastic bandage



**08**  
**ASSESS** circulation below bandage to ensure a pulse; loosen, if needed



**09**  
**DOCUMENT** medical aid on a DD1380 TCCC Card



**10**  
**COMMUNICATE** with medical personnel any aid provided