

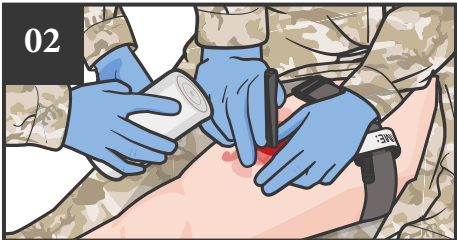
# IMPALED OBJECT



**CONSIDER** body substance isolation.  
**NOTE:** If a Combat Lifesaver is available, direct them to assist.



**01**  
**GENTLY** expose the impaled object by cutting or removing clothing to expose the wound site.



**02**  
If the impaled object is **PROTRUDING** from an extremity, check the pulse distal to the wound to determine if circulation is impaired.  
**NOTE:** If circulation is impaired, prioritize the casualty for evacuation.



**03**  
**ASSESS** wound, and if serious bleeding present, apply direct pressure to control bleeding, ensuring not to apply pressure to the impaled object.  
**NOTE:** Reassess tourniquet, if applicable.



**04**  
**DIRECT** the CLS or another first responder to manually stabilize the impaled object while you dress the wound.  
**NOTE:** As an alternate method of stabilization, secure using a chest seal.



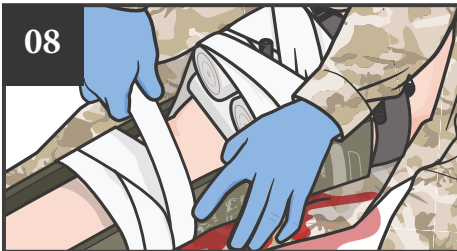
**05**  
**APPLY** a dressing to the wound and stabilize the impaled object using sterile pads, kerlix roll, or field dressing to prevent motion.



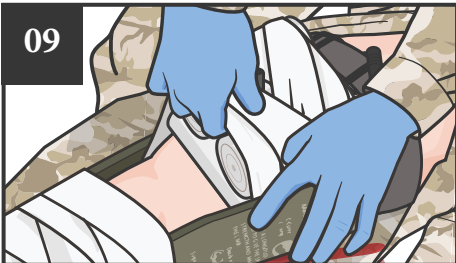
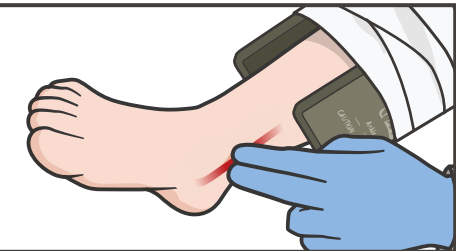
**06**  
**APPLY** additional dressings, if needed, by building up the area around the impaled object to further protect and stabilize the impaled object.




**07**  
**SECURE** all dressings using tape, bandages, and/or cravats to hold bulky dressings in place.



**08**  
If the wound is on an **EXTREMITY**, immobilize the extremity using a splint.  
**NOTE:** Reassess pulse, motor, sensory upon splinting.



**09**  
**REASSESS** dressing for hemorrhage control. **REASSESS** casualty for shock.



**10**  
**DOCUMENT** all findings and treatments on a DD Form 1380 TCCC Casualty Card and attach it to the casualty.